

QuickStart Guide

FortiGate 600F Series

FG-600F and FG-601F

Before you begin

Register your device to access FortiGuard updates, cloud management, firmware upgrades, technical support and warranty coverage.

<http://support.fortinet.com>



This guide covers: FG-600F and FG-601F

May 31, 2022

Copyright© 2022 Fortinet, Inc. All rights reserved. Fortinet®, FortiGate®, FortiCare® and FortiGuard®, and certain other marks are registered trademarks of Fortinet, Inc., in the U.S. and other jurisdictions, and other Fortinet names herein may also be registered and/or common law trademarks of Fortinet. All other product or company names may be trademarks of their respective owners. Performance and other metrics contained herein were attained in internal lab tests under ideal conditions, and actual performance and other results may vary. Network variables, different network environments and other conditions may affect performance results. Nothing herein represents any binding commitment by Fortinet, and Fortinet disclaims all warranties, whether express or implied, except to the extent Fortinet enters a binding written contract, signed by Fortinet's General Counsel, with a purchaser that expressly warrants that the identified product will perform according to certain expressly-identified performance metrics and, in such event, only the specific performance metrics expressly identified in such binding written contract shall be binding on Fortinet. For absolute clarity, any such warranty will be limited to performance in the same ideal conditions as in Fortinet's internal lab tests. In no event does Fortinet make any commitment related to future deliverables, features or development, and circumstances may change such that any forward-looking statements herein are not accurate. Fortinet disclaims in full any covenants, representations, and guarantees pursuant hereto, whether express or implied. Fortinet reserves the right to change, modify, transfer, or otherwise revise this publication without notice, and the most current version of the publication shall be applicable.

For Product License Agreement / EULA and Warranty Terms, visit <https://www.fortinet.com/content/dam/fortinet/assets/legal/EULA.pdf>

The Essentials

Default Logins



<https://192.168.1.99>

Username: **admin**

Password: **leave blank**

MGMT IP is 192.168.1.99

Admin Guide

For a detailed Getting Started guide, setup and configuration information, refer to the Admin Guide on <https://docs.fortinet.com/>

Customer Service

For contracts, licensing, product registration and account management, contact FortiCare Support at <https://www.fortinet.com/support/contact>

Self-service Resources

Access our knowledge base, forums, videos and technical experts at <https://www.fortinet.com/support/support-services/forticare-support>

Thank you for choosing Fortinet

Package Contents

FortiGate 600F Series

FG-600F and FG-601F



FortiGate Device



QuickStart Guide



2x Power Cables



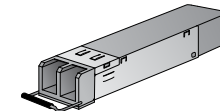
1x Ethernet Cable



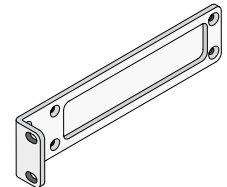
1x Console Cable



4x Rubber Feet



2x SFP SX Transceivers



2x Mounting Brackets

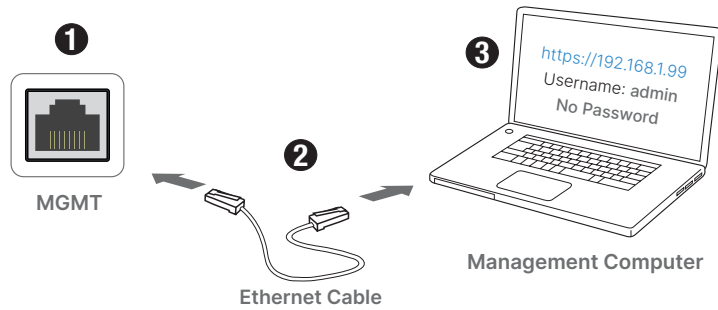


8x Bracket Screws

Setup Options

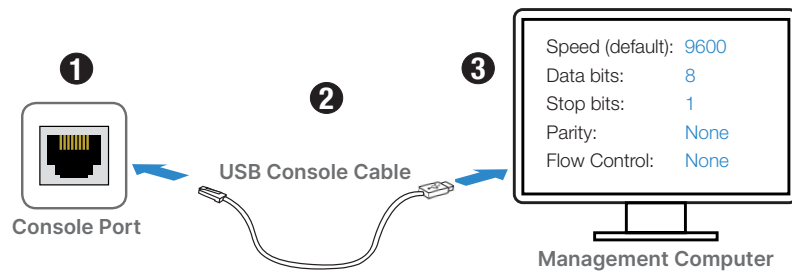
Set up your Fortinet device locally or connect using forticloud.com

GUI



Note: For static IP configuration, use 192.168.1.1 with subnet mask 255.255.255.0

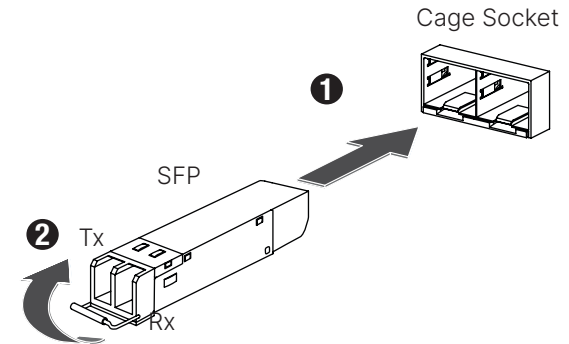
CLI



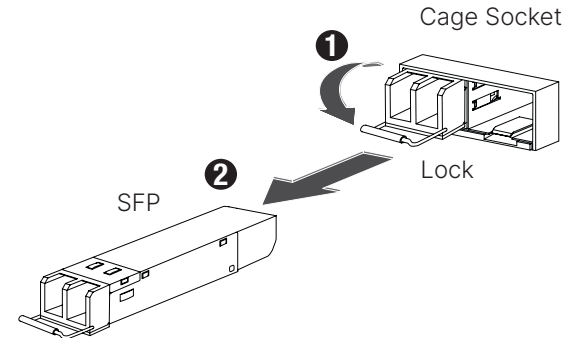
Note: For a detailed CLI guide, visit docs.fortinet.com

SFP Modules

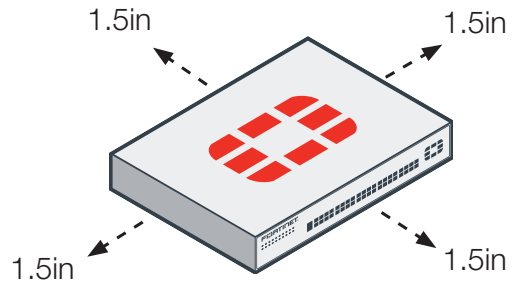
Installation



Removal

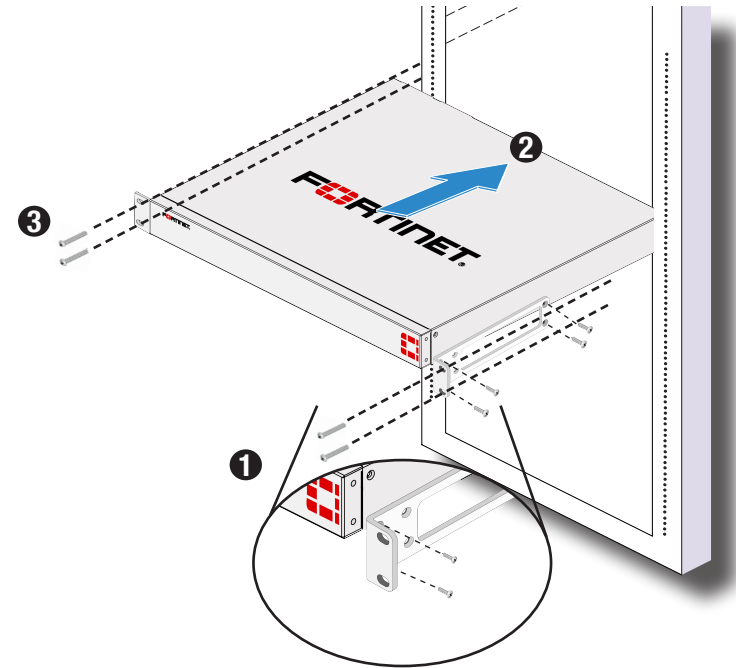


Desktop Installation



Note: Place the device on a flat, clean and stable surface.

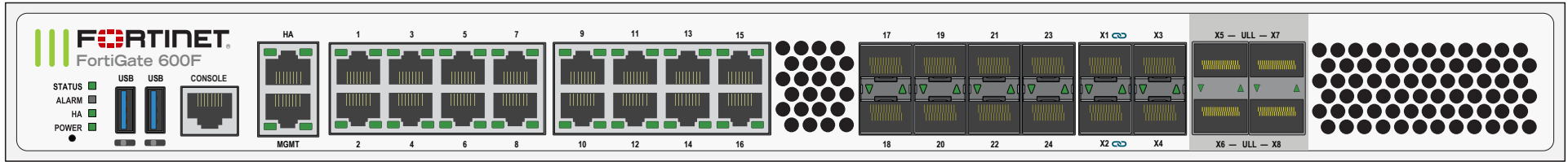
Rack Mount



Note: The recommended clearance is 1.5 inches above and below the device.

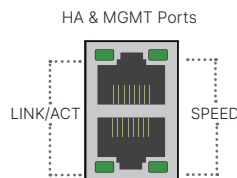
Caution: To avoid personal injury or damage to the device, it is recommended that two or more people mount the device on a rack.

FG-600F Series Front Panel

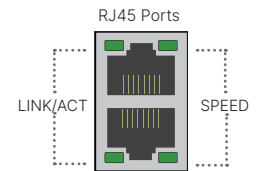


- 1 STATUS**
- Green:** Normal operation
 - Flashing Green:** Booting up
 - Red:** Major alarm
 - Off:** Device is off
- ALARM**
- Red:** Major alarm detected
 - Amber:** Minor alarm detected
 - Off:** No errors detected
- HA**
- Green:** Operating in an HA cluster
 - Red:** HA failure
 - Off:** HA disabled
- POWER**
- Green:** Device is on
 - Off:** Device is off
- 2 USB x2 (USB A)**
USB 3.0 server port
- 3 Console (RJ45)**
CLI interface

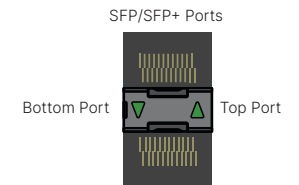
- 4 HA and MGMT (RJ45)**
- LINK/ACT**
- Green:** Link established
 - Flashing Green:** Data activity
 - Off:** No link
- SPEED**
- Green:** Connected at 1000 Mbps
 - Amber:** Connected at 100 Mbps
 - Off:** Connected at 10 Mbps or not in use




- 5 Ports 1 to 16 (RJ45)**
- LINK/ACT**
- Green:** Link established
 - Flashing Green:** Data activity
 - Off:** No link established
- SPEED**
- Green:** Connected at 1000 Mbps
 - Amber:** Connected at 100 Mbps
 - Off:** Connected at 10 Mbps or not in use




- 6 Ports 17 to 24 (SFP)**
- Green:** Connected at 1 Gbps
 - Flashing Green:** Data activity
 - Off:** No link established
- 7 Ports X1 to X4 (SFP+)** X1 and X2 are FortiLink ports
- Green:** Connected at 10/1 Gbps
 - Flashing Green:** Data activity
 - Off:** No link established



- 8 Ultra Low Latency Ports X5 to X8 (SFP28)**
- Green:** Connected at 25/10 Gbps
 - Flashing Green:** Data activity
 - Off:** No link established



FG-600F Series Rear Panel



- 1 Power Supply**
100-240VAC, 50/60Hz, 6A Max (2x PSU)
1+1 Redundant, hot-swappable power supplies
- 2 Input LED Indicators**
 - **Green:** Input voltage within normal range
 - **Flashing Green:** Over or under voltage warning
 - **Off:** No input power
- 3 Output LED Indicators**
 - **Green:** Output voltage normal
 - **Flashing Green:** Standby mode
 - **Flashing Amber:** Warning
 - **Amber:** Critical error
 - **Off:** No output

Cautions and Warnings

Environmental specifications

Ambient operating temperature: 0°C to 40°C

Rack Mount Instructions - The following or similar rack-mount instructions are included with the installation instructions:

Instructions de montage en rack - Les instructions de montage en rack suivantes ou similaires sont incluses avec les instructions d'installation:

Elevated Operating Ambient - If installed in a closed or multi-unit rack assembly, the operating ambient temperature of the rack environment may be greater than room ambient. Therefore, consideration should be given to installing the equipment in an environment compatible with the maximum ambient temperature (T_{ma}) specified by the manufacturer.

Température ambiante élevée - S'il est installé dans un rack fermé ou à unités multiples, la température ambiante de fonctionnement de l'environnement du rack peut être supérieure à la température ambiante de la pièce. Par conséquent, il est important d'installer le matériel dans un environnement respectant la température ambiante maximale (T_{ma}) stipulée par le fabricant.

Reduced Air Flow - Installation of the equipment in a rack should be such that the amount of air flow required for safe operation of the equipment is not compromised.

Ventilation réduite - Installation de l'équipement dans un rack doit être telle que la quantité de flux d'air nécessaire au bon fonctionnement de l'équipement n'est pas compromise.

Mechanical Loading - Mounting of the equipment in the rack should be such that a hazardous condition is not achieved due to uneven mechanical loading. Chargement Mécanique - Montage de l'équipement dans le rack doit être telle qu'une situation dangereuse n'est pas liée à un chargement mécanique inégal.

Circuit Overloading - Consideration should be given to the connection of the equipment to the supply circuit and the effect that overloading of the circuits might have on overcurrent protection and supply wiring. Appropriate consideration of equipment nameplate ratings should be used when addressing this concern. Surtension - Il convient de prendre l'ensemble des précautions nécessaires lors du branchement de l'équipement au circuit d'alimentation et être particulièrement attentif aux effets de la suralimentation sur le dispositif assurant une protection contre les courts-circuits et le câblage. Ainsi, il est recommandé de tenir compte du numéro d'identification de l'équipement.

Reliable Earthing - Reliable earthing of rack-mounted equipment should be maintained. Particular attention should be given to supply connections other than direct connections to the branch circuit (e.g. use of power strips).

Fiabilité de la mise à la terre - Fiabilité de la mise à la terre de l'équipement monté en rack doit être maintenue. Une attention particulière devrait être accordée aux connexions d'alimentation autres que les connexions directes au circuit de dérivation (par exemple de l'utilisation de bandes de puissance).

Refer to specific Product Model Data Sheet for Environmental Specifications (Operating Temperature, Storage Temperature, Humidity, and Altitude) Référez à la Fiche Technique de ce produit pour les caractéristiques environnementales (Température de fonctionnement, température de stockage, humidité et l'altitude).

Safety

Moving parts — Hazardous moving parts. Keep away from moving fan blades.

Pièces mobiles – Pièces mobiles dangereuses. Se tenir éloigné des lames mobiles du ventilateur.

Warning: Equipment intended for installation in Restricted Access Location.

Avertissement: Le matériel est conçu pour être installé dans un endroit où l'accès est restreint.

Warning: A readily accessible disconnect device shall be incorporated in the building installation wiring.

Avertissement: Un dispositif de déconnexion facilement accessible doit être incorporé dans l'installation électrique du bâtiment.

Warning: A UL Listed external disconnect device, i.e. circuit breaker or other, with over current protection suitable for local code (rated 6A recommended) shall be installed with this equipment

Avertissement: Un dispositif de déconnexion externe homologué UL, exemple d'un disjoncteur ou autre, avec des protections de surintensité appropriées (nominal 6A recommandé) à l'installation de ce matériel.

Battery – Risk of explosion if the battery is replaced by an incorrect type. Do not dispose of batteries in a fire. They may explode. Dispose of used batteries according to your local regulations. IMPORTANT: Switzerland: Annex 4.10 of SR814.013 applies to batteries.

Batterie – Risque d'explosion si la batterie est remplacée par un type incorrect. Ne jetez pas les batteries au feu. Ils peuvent exploser. Jetez les piles usagées conformément aux réglementations locales. IMPORTANT: Suisse: l'annexe 4.10 de SR814.013 s'appliquent aux batteries.

警告

本電池如果更換不正確會有爆炸的危險

請依製造商說明書處理用過之電池

CAUTION: Shock Hazard. Disconnect all power sources.

ATTENTION: Risque d'électrocution. Débranchez toutes les sources d'alimentation.

Grounding — To prevent damage to your equipment, connections that enter from outside the building should pass through a lightning / surge protector, and be properly grounded. Use an electrostatic discharge workstation (ESD) and/or wear an anti-static wrist strap while you work. In addition to the grounding terminal of the plug, on the back panel, there is another, separate terminal for earthing.

Mise à la terre — Pour éviter d'endommager votre matériel, assurez-vous que les branchements qui entrent à partir de l'extérieur du bâtiment passent par un parafoudre / parasurtenseur et sont correctement mis à la terre. Utilisez un poste de travail de décharge électrostatique (ESD) et / ou portez un bracelet anti-statique lorsque vous travaillez. Ce produit possède une borne de mise à la terre qui est prévu à l'arrière du produit, à ceci s'ajoute la mise à la terre de la prise.

Caution: Slide/rail mounted equipment is not to be used as a shelf or a work space.

Attention: Un équipement monté sur bâti ne doit pas être utilisé sur une étagère ou dans un espace de travail.

Laser Class 1 optical transceiver shall be used only

L'émetteur-récepteur optique de classe 1 laser doit être utilisé uniquement

IEC 60825-1:2014 transfer to FDA/CDRH Complies with FDA performance standards for laser products except for conformance with IEC 60825-1 Ed.3., as described in Laser Notice No. 56, dated May 8, 2019.

IEC 60825-1:2014 transféré à la FDA/CDRH Conforme aux normes de performance de la FDA pour les produits laser, à l'exception de la conformité à la norme IEC 60825-1 Ed.3., comme décrit dans l'avis laser n° 56, daté du 8 mai 2019.

The SFP ports should use UL Listed Optional Transceiver product, Rated 3.3Vdc, Laser Class 1.

Les ports SFP doivent utiliser un produit émetteur-récepteur en option répertorié UL, 3,3 Vdc, classe laser 1.

Warning: Class I Equipment. This equipment must be earthed. The power plug must be connected to a properly wired earth ground socket outlet. An improperly wired socket outlet could place hazardous voltage on accessible metal parts.

Avertissement: Équipement de classe I. Cet équipement doit être mis à la terre. La fiche d'alimentation doit être connectée à une prise de terre correctement câblée. Une prise de courant mal câblée pourrait placer une tension dangereuse sur les pièces métalliques accessibles.

Warning: All Ethernet cables are designed for intra-building connection to other equipment. Do not connect these ports directly to communication wiring or other wiring that exits the building where the appliance is located.

Avertissement: Tous les câbles Ethernet sont conçus pour une connexion intra-bâtiment à d'autres équipements. Ne connectez pas ces ports directement au câblage de communication ou à tout autre câblage qui sort du bâtiment où se trouve l'appareil.

Regulatory Notices

Federal Communication Commission (FCC) – USA

This device complies with Part 15 of FCC Rules. Operation is subject to the following two conditions:

(1) this device may not cause harmful interference, and

(2) this device must accept any interference received; including interference that may cause undesired operation.

This equipment has been tested and found to comply with the limits for a Class A digital device, pursuant to Part 15 of the FCC Rules. These limits are designed to provide reasonable protection against harmful interference when the equipment is operated in a commercial environment. This equipment generates, uses, and can radiate radio frequency energy, and if it is not installed and used in accordance with the instruction manual, it may cause harmful interference to radio communications. Operation of this equipment in a residential area is likely to cause harmful interference, in which case the user will be required to correct the interference at his own expense.

WARNING: Any changes or modifications to this product not expressly approved by the party responsible for compliance could void the user's authority to operate the equipment

Industry Canada Equipment Standard for Digital Equipment (ICES) – Canada

CAN ICES-003 (A) / NMB-003 (A)

This digital apparatus does not exceed the Class A limits for radio noise emissions from digital apparatus set out in the Radio Interference Regulations of the Canadian Department of Communications.

Cet appareil numérique n'émet pas de bruits radioélectriques dépassant les limites applicables aux appareils numériques de la classe A prescrites dans le Règlement sur le brouillage radioélectrique édicté par le ministère des Communications du Canada.

European Conformity (CE) - EU

This is a Class A product. In a domestic environment, this product may cause radio interference, in which case the user may be required to take adequate measures.

Voluntary Control Council for Interference (VCCI) – Japan

この装置は、クラスA機器です。この装置を住宅環境で使用すると電波妨害を引き起こすことがあります。この場合には使用者が適切な対策を講ずるよう要求されることがあります。

V C C I — A

Product Safety Electrical Appliance & Material (PSE) – Japan

日本では電気用品安全法(PSE)の規定により、同梱している電源コードは本製品の専用電源コードとして利用し、他の製品に使用しないでください。

Bureau of Standards Metrology and Inspection (BSMI) – Taiwan

The presence conditions of the restricted substance (BSMI RoHS table) are available at the link below:

限用物質含有情況表 (RoHS Table) 請到以下 網址下載:

<https://www.fortinet.com/bsmi>

警告使用者：此為甲類資訊技術設備，於居住環境中使用時，可能會造成射頻擾動，在此種情況下，使用者會被要求採取某些適當的對策。

請仔細閱讀以下說明

本設備勿置於潮濕處。

連接至電源前，請先檢查電壓。

當設備不用時，請將所有電源線拔除，避免電壓不穩而造成傷害。

勿將任何液體滲入設備中，避免線路短路。

基於安全理由，只有受到專業訓練的從業人員，才可以打開本設備。

請勿自行調整或修理已通電的設備，以確保您的安全。

如不小心受傷，請立刻找急救人員給予您適當的救護，千萬別因傷勢輕微而忽略自己的傷勢。

請依照台灣法規處置電池。

若不正确替換電池可能導致爆炸危險，替換電池時，請使用設備生產商推薦使用的電池。

請勿拆卸、刺穿或以其他方式損壞電池。

雷射設備非用戶維修設備，請與生產商聯繫維修事宜。

注意：要斷開電源，請將所有電源線從本機上拔下

英屬蓋曼群島商防特網股份有限公司台灣分公司

地址：台北市內湖區行愛路176號2樓

電話：(02) 27961666

China

此为A级产品，在生活环境中，该产品可能会造成无线电干扰。这种情况下，可能需要用户对其采取切实可行的措施。

Brazil

Agência Nacional de Telecomunicações (ANATEL) – Brazil

Este produto não é apropriado para uso em ambientes domésticos, pois poderá causar interferências eletromagnéticas que obrigam o usuário a tomar medidas necessárias para minimizar estas interferências."

Para maiores informações, consulte o site da ANATEL <http://www.gov.br/anatel/pt-br/>

